



## Saving Wild Florida: Water Conservation Activities

3<sup>rd</sup> – 5<sup>th</sup>

**Learning Objectives:** Students will be able to discuss the importance of freshwater and identify ways to conserve water through their daily activities.

**Background:** All living things, including humans, need clean water in order to survive. We use water in a variety of different ways every day, without even thinking about it. Earth is often called the “Blue Planet”, as 71% is covered by water. However, only 3% of that is freshwater – what we can drink and readily use.

Water is so important that we may not often think about all the ways we utilize this resource in a day. Showering, washing hands, brushing teeth, drinking, washing dishes, doing laundry – are just a few examples. Since there is a limited amount of freshwater, it is important to make sure that we do our part to reduce the amount of water that we use.

Living in South Florida, nearly all of our drinking water comes from the Everglades. Specifically, if you live or go to school in West Palm Beach or surrounding communities, all of your drinking water comes from Grassy Waters Preserve. This is why it’s so important to limit our impact and protect our natural areas by reducing water consumption. Remember, you are dependent on the Everglades for water, and the Everglades is dependent on you for protection.

- **Additional Information:** [Water Saving Tips and Tricks Video \(3:11\)](#)



## Activity 1: Water You Going to Do?

### Preparation:

- Print flashcards from Water You Going to Do activity (page 4).
- Designate an area for Water Warrior and Water Waster activity .
  - Use a whiteboard or mark sides of the room with printed signs from Water You Going to Do activity.

### Instructions:

- Ask students to sort the flashcards into proper categories.
- Reference answer key below and discuss student answers.
- Wrap-Up: Discuss the impacts of being a Water Waster and a Water Warrior. Continue to Activity 2.

## Water You Going to Do?

### Answer Key

#### Water Warrior

#### Water Waster

Turning off the faucet when you brush your teeth	Letting the water run when you brush your teeth
Taking a 5-minute shower	Taking a 20-minute shower or bath
Watering the lawn in the morning or evening – cooler times of day!	Watering the lawn in the afternoon – hottest time of day!
Throwing used tissues in the garbage can	Throwing used tissues in the toilet
Telling an adult about a leaky faucet or toilet	Ignoring a leaky faucet or toilet
Filling a water bottle and putting it in the fridge to get cold	Running the faucet to wait for your water to get cold
Using a bucket and sponges to wash your car/bike/pet	Running the hose to wash your car/bike/pet
Running the dishwasher and washing machine only when they're full	Running the dishwasher and washing machine for a few items

## Activity 2: Water Warrior Action Items

### Preparation:

- Print Water Warrior (page 11) and Water Warrior Pledge (page 13) worksheets.

### Instructions:

- Ask students to draw or describe four changes they plan to make to reduce their water consumption.
- To further investigate ways to save water, reference these links:
  - [100+ Water Saving Tips](#)
  - [20 Ways Kids Can Help Conserve Water](#)
  - [30 Things You Can Do to Save Water](#)
    - This website has great resources, such as the opportunity for students to request their own free shower timer!  
\*Giveaways only available for City of West Palm Beach residents.
- Wrap-Up: Pass out the Water Warrior Pledge worksheet. Ask students to write their name and identify one way they can save water this week. Once complete, display pledges in the classroom and congratulate students on being Water Warriors!



# ***Water You Going to Do?***

## **Action Item Activity**




**Instructions:** Print and cut out these flashcards. Have students sort each item into two categories, designated by the following two sheets: Water Warrior and Water Waster.

**\*Adapted from Florida's Water Resource Activity Pack\***


***Water***

***Warrior***



**Water**

**Waster**



***Turning off  
the faucet  
while you  
brush your  
teeth***

***Letting the  
water run  
while you  
brush your  
teeth***

***Taking a 5  
minute  
shower***

***Taking a 20  
minute  
shower or  
bath***

***Watering the  
lawn in the  
morning or  
evening – the  
cooler times  
of day***

***Watering  
the lawn in  
the  
afternoon –  
the hottest  
time of day***

***Throwing  
used  
tissues in  
the garbage  
can***

***Throwing  
used  
tissues in  
the toilet***



***Telling an  
adult about  
a leaky  
faucet or  
toilet***

***Ignoring  
a leaky  
faucet or  
toilet***

***Filling a  
water bottle  
and putting  
it in the  
fridge to get  
cold***

***Running  
the faucet  
to wait for  
the water  
to get cold***

***Using a bucket and sponge to wash your car/bike/pet***

***Running the hose to wash your car/bike/pet***

***Running the dishwasher and washing machine only when they're full***

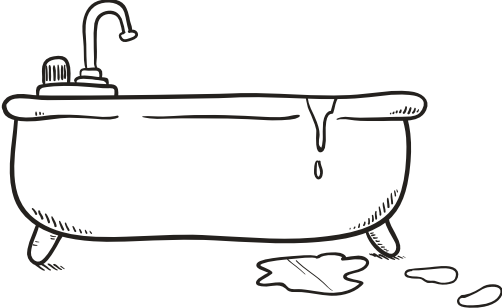

***Running the dishwasher and washing machine for a few items***

Name: \_\_\_\_\_



# BE A WATER WARRIOR


Instructions: Think about your day from the beginning to the end. Choose four (4) ways that you use water every day, such as brushing your teeth or showering. Then, think about how you can save water, while still completing these tasks. An example is provided below.

<p>Water Use</p>  <p>Filling the tub to take a bath.</p>	<p>Water Saving</p>  <p>Taking a shower uses less water - try to keep it under 10 minutes!</p>
---	--

<p>Water Use</p>	<p>Water Saving</p>
------------------	---------------------

<p>Water Use</p>	<p>Water Saving</p>
------------------	---------------------

Name: \_\_\_\_\_



# BE A WATER WARRIOR

Water Use	Water Saving

Water Use	Water Saving

We can all work together to conserve water.  
Try one of these water saving methods today.  
Your actions make a difference!





# I AM A WATER WARRIOR



\_\_\_\_\_

(Name)

I promise to conserve water by ... \_\_\_\_\_

\_\_\_\_\_



# I AM A WATER WARRIOR



\_\_\_\_\_

(Name)

I promise to conserve water by ... \_\_\_\_\_

\_\_\_\_\_